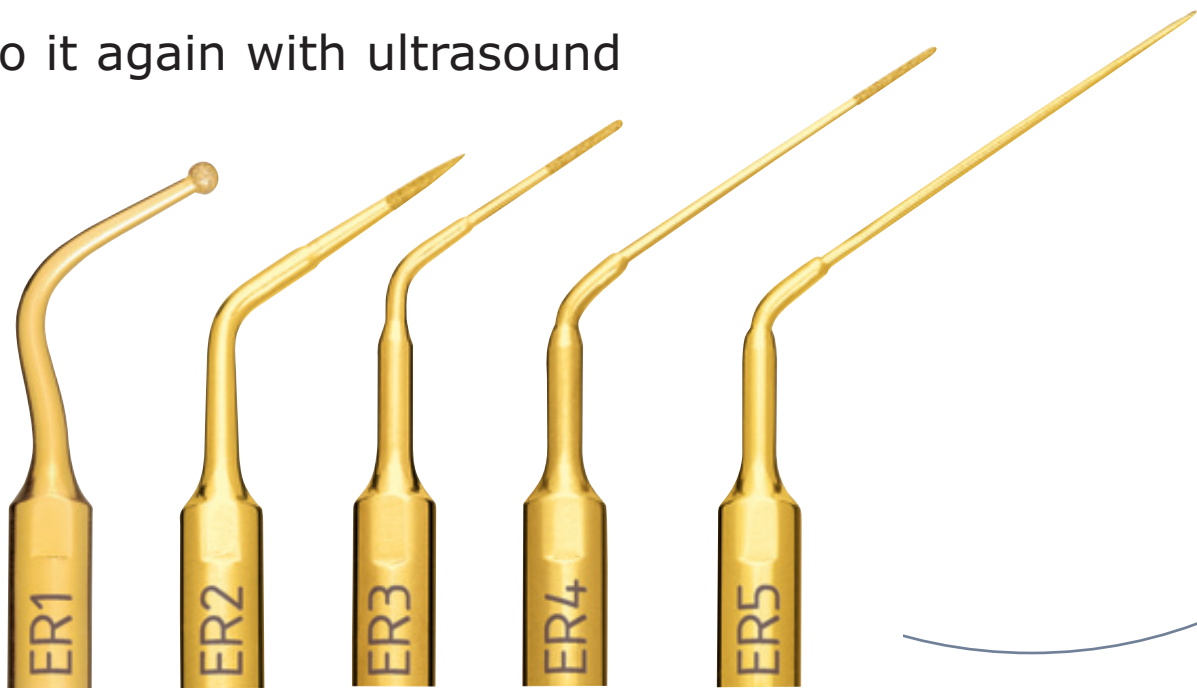


new!

endo revision insert tips

do it again with ultrasound



endo revision with ER insert tips

Exposure and removal of root pins, fast and effective removal of calcification in the coronal third of the root, removal of fractured root instruments – the new ER insert tips cover the complete spectrum of endodontic revision treatment.



mectron Srl











Via Loreto, 15/A
16042 Carasco (Ge)
ITALIA
tel +39 0185 35361
fax +39 0185 351374

www.mectron.com
mectron@mectron.com

smile. we like it!

endo revision insert tips

Order by fax at +39 0185 351347

		ER1	Reference number 03450001	Price (€)* 106,00	Quantity
		Shape	Angled shaft with small, spherical (Ø 1.7 mm) and D30 diamond coated tip		
		Treatment	Exposure of root canal pins		
		ER2	Reference number 03450002	Price (€)* 106,00	Quantity
		Shape	Angled insert tip with 0.7 mm Ø, working length up to 10 mm, the last 5 mm D30 diamond coated		
		Treatment	Location of concealed or calcified root canal entrances, removal of restoration materials, calcification and fractured instruments in the coronal third of the root canal		
		ER3	Reference number 03450003	Price (€)* 106,00	Quantity
		Shape	Angled insert tip with 0.6 mm Ø, working length up to 10 mm, the last 5 mm D30 diamond coated		
		Treatment	Presentation of calcified root canals entrances, removal of root elements and fractured instruments in the coronal third of the root canal		
		ER4	Reference number 03450004	Price (€)* 106,00	Quantity
		Shape	Angled insert tip with 0.6 mm Ø, working length up to 20 mm, the last 5 mm D30 diamond coated		
		Treatment	Presentation of calcified root canals entrances, removal of root elements and fractured instruments in the coronal third of the root canal		
		ER5	Reference number 03450005	Price (€)* 75,00	Quantity
		Shape	Angled insert tip with 0.5 mm Ø, working length up to 24 mm		
		Treatment	Removal of fractured instruments in the medial and apical third of the root canal		

*recommended sale prices plus local taxes

Surgery stamp

Date, signature